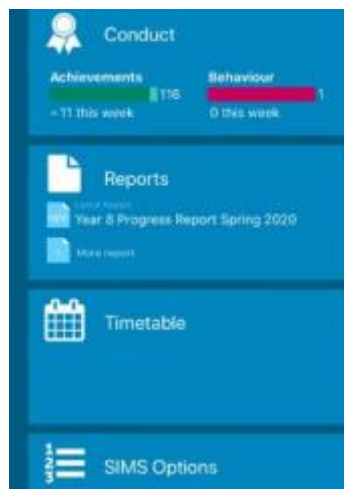




BOURNEMOUTH SCHOOL  
FOR GIRLS

# Year 9 Options

**Students** are required to use SIMS Options online to select their chosen subjects. To access this you need to sign in to your **SIMS Student App** and choose the SIMS Options tab.



**Please note – Options tabs will not appear on the SIMS Apps until we launch the options online, which will be Thursday 19<sup>th</sup> January.**

Alternatively to use a larger screen you can log in to the Student App on a computer by visiting <https://www.sims-student.co.uk>

The first screen you will see will list the available subjects you can choose to study as an option subject. You are required to make 3 choices and one reserve choice.

Option Subjects	
You have chosen 0 of 3 <input checked="" type="checkbox"/> courses and 0 of 1 <input checked="" type="checkbox"/> reserves from this list	
Art and Design GCSE 9 - 1 Full Course	Reserve
Computer Science GCSE 9 - 1 Full Course	Reserve
Drama GCSE 9 - 1 Full Course	Reserve
Food Preparation and Nut GCSE 9 - 1 Full Course	Reserve
French GCSE 9 - 1 Full Course	Reserve
Geography GCSE 9 - 1 Full Course	Reserve
German GCSE 9 - 1 Full Course	Reserve
History GCSE 9 - 1 Full Course	Reserve
Music GCSE 9 - 1 Full Course	Reserve
Product Design GCSE 9 - 1 Full Course	Reserve
Physical Education GCSE 9 - 1 Full Course	Reserve
Spanish GCSE 9 - 1 Full Course	Reserve
Fashion and Textiles GCSE 9 - 1 Full Course	Reserve

Click on the name of the 3 subjects you would like to choose (they will turn blue) and then click on the 'reserve' button next to a fourth subject. This will highlight orange.

**Option Subjects**

You have chosen 3 of 3 courses and 1 of 1 reserves from this list

Art and Design GCSE 9 - 1 Full Course	Reserve	Computer Science GCSE 9 - 1 Full Course	Reserve
Drama GCSE 9 - 1 Full Course	Reserve	Food Preparation and Nut GCSE 9 - 1 Full Course	Reserve
French GCSE 9 - 1 Full Course	Reserve	Geography GCSE 9 - 1 Full Course	Reserve
German GCSE 9 - 1 Full Course	Reserve	History GCSE 9 - 1 Full Course	Reserve
Music GCSE 9 - 1 Full Course	Reserve	Product Design GCSE 9 - 1 Full Course	Reserve
Physical Education GCSE 9 - 1 Full Course	Reserve	Spanish GCSE 9 - 1 Full Course	Reserve
Fashion and Textiles GCSE 9 - 1 Full Course	Reserve		

Go to the My Choices in Order of Preference section and make sure that your choices are listed in order of preference.

**My Choices in Order of Preference** (Total Choices: 3)

To change your order of preference select a choice and click the position in the list you would like to move it to.

- 1 Drama  
GCSE 9 - 1 Full Course Option Subjects
- 2 Geography  
GCSE 9 - 1 Full Course Option Subjects
- 3 Product Design  
GCSE 9 - 1 Full Course Option Subjects

**My Reserves in Order of Preference** (Total Reserves: 1)

To change your order of preference select a reserve and click the position in the list you would like to move it to.

- 1 Computer Science  
GCSE 9 - 1 Full Course Option Subjects

If you need to change the order of preference you should click on the subject you wish to move and then click again where you would like to move it to. In the example above, say I wanted to change Product Design to my first choice, I would click on Product Design:

**My Choices in Order of Preference** (Total Choices: 3)

To change your order of preference select a choice and click the position in the list you would like to move it to.

- 1 Drama  
GCSE 9 - 1 Full Course Option Subjects  
Click to move Product Design here.
- 2 Geography  
GCSE 9 - 1 Full Course Option Subjects  
Click to move Product Design here.
- 3 Product Design  
GCSE 9 - 1 Full Course Option Subjects  
Click again to deselect or click another course to change preference.

Then I would click on the number 1 and this will change my order of preference.

### My Choices in Order of Preference (Total Choices: 3)

To change your order of preference select a choice and click the position in the list you would like to move it to.

- 1 Product Design**  
GCSE 9 - 1 Full Course Option Subjects
- 2 Drama**  
GCSE 9 - 1 Full Course Option Subjects
- 3 Geography**  
GCSE 9 - 1 Full Course Option Subjects

If you want to change a subject as either a choice or the reserve, simply click on it to cancel. For example if I want to change computer science as the reserve I click on the reserve button, which cancels it as a choice :

0 of 1 reserves from this list

Reserve	<b>Computer Science</b> GCSE 9 - 1 Full Course	Reserve
Reserve	<b>Food Preparation and Nut</b> GCSE 9 - 1 Full Course	Reserve
Reserve	<b>Geography</b> GCSE 9 - 1 Full Course	Reserve
Reserve	<b>History</b> GCSE 9 - 1 Full Course	Reserve
Reserve	<b>Product Design</b> GCSE 9 - 1 Full Course	Reserve
Reserve	<b>Spanish</b> GCSE 9 - 1 Full Course	Reserve

Computer Science is no longer highlighted Orange and the box telling me how many reserves I have chosen changes from 1 to zero.

I then click on, eg Spanish reserve button which becomes my reserve choice.

**Option Subjects**

You have chosen 3 of 3 courses and 1 of 1 reserves from this list

<b>Art and Design</b> GCSE 9 - 1 Full Course	Reserve	<b>Computer Science</b> GCSE 9 - 1 Full Course	Reserve
<b>Drama</b> GCSE 9 - 1 Full Course	Reserve	<b>Food Preparation and Nut</b> GCSE 9 - 1 Full Course	Reserve
<b>French</b> GCSE 9 - 1 Full Course	Reserve	<b>Geography</b> GCSE 9 - 1 Full Course	Reserve
<b>German</b> GCSE 9 - 1 Full Course	Reserve	<b>History</b> GCSE 9 - 1 Full Course	Reserve
<b>Music</b> GCSE 9 - 1 Full Course	Reserve	<b>Product Design</b> GCSE 9 - 1 Full Course	Reserve
<b>Physical Education</b> GCSE 9 - 1 Full Course	Reserve	<b>Spanish</b> GCSE 9 - 1 Full Course	Reserve
<b>Fashion and Textiles</b> GCSE 9 - 1 Full Course	Reserve		

The reserve count goes back to 1 and I have a green tick to show I have made the complete number of choices.

You can add any comments in the student comments box.

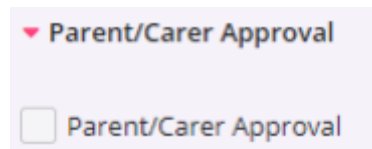
Finally you must remember to press the SAVE button at the top of the screen, otherwise

your choices will not be saved for your parents to approve.




**Parents** will then need to log in to their **SIMS Parent App** (there may be a delay between your child making their choices and these showing on your parent approval screen). After logging on to the app select the 'Options' tab. The option screen will then launch and you can review your child's choices.

If you are happy with their choices, click on the Parent/Carer Approval tick box to approve your child's option choices. This tick box is at the bottom of the page.



Ensure you then press the save button to indicate that you have approved their option choices.



If you would like any choices amending please ask your child to log into their app and change the choices on their log in. Once this synchronises across to the Parent app you will be able to review and approve (and save!).

### **SUPPORT USING SIMS APPS:**

**Pupils:** if you would like help with using the SIMS Student App – please arrange to see Mrs Jackson in the Data and Exams office in Cedar.

**Parents:** any enquiries regarding the SIMS Parent app can be addressed to Mrs K Jackson. Please do not telephone the school but email me on [kjackson@bsg.bournemouth.sch.uk](mailto:kjackson@bsg.bournemouth.sch.uk) and I will be happy to help.

**18<sup>th</sup> January** – during the year 9 Parents' Evening I have offered to run a 'SIMS App helpdesk'. I will be in the Performing Arts building (where the Headteacher's talks will take place) and hope to be able to offer guidance where needed.

***Please note – Options tabs will not appear on the SIMS Apps until we launch the options online, which will be Thursday 19<sup>th</sup> January.***

Mrs Kathy Jackson

Data Manager

[kjackson@bsg.bournemouth.sch.uk](mailto:kjackson@bsg.bournemouth.sch.uk)